



# Patchworks December 2023

*In Person and Zoom Meeting.....December 5*

*Village on Antioch 14895 Antioch*

*Overland Park, KS*

*Social time @ 9:00*

*Meeting @ 9:30*

*The Blue Valley Quilters Guild  
is dedicated to preserving and teaching  
the fine art of quilting.*

*We welcome newcomers  
as well as experienced quilters to be  
part of this guild.*

## Message from the President

Hi All!

It's hard to imagine we're at the last month in 2023, December already! I know it's gone fast for you, too, but this one seemed to fly! I'm sending many thanks to the whole Guild and all who have supported the many fun BVQG activities and events this year. We're all so very lucky to be inspired by our Guild Programs and Workshops and to have so many friends on our quilting journey to share our love of creating, sewing and quilting with!

Thank you to our Vice Presidents of Programs who have worked tirelessly for us to prepare such great content not only for Programs to delight us, but to plan our Holiday Party for this year. Also many thanks for the hard work from Membership! They've been really busy with the amazing growth our Guild has enjoyed. Thank you to all our Committees who have continued to plan and execute great Community Outreach programs, to the Quilted Table Fundraiser and those planning next year's Beatles Exhibit, whose success keeps us in the 'black' and affords our many fun activities to continue!

And of course, thanks to all of you who work quietly and efficiently in the background to keep us running smoothly in our Hybrid Meetings, to set up our in-person Meetings, to keep us organized financially, help us in our social communications with each other, planning our Challenge and UFO Programs to keep us stimulated and 'in check' and always informed. It takes so many of you to make this Guild as successful as it's been!

I'm so very proud of this amazing Guild, the depth of creativity here and most of all the friendships we've all gained. I wish you many blessings in this season of Holidays and hope you're able to sit back from the rush of all the activity and realize just how blessed we all are to have each other!

Hope to see you all at our Holiday Party in December. Remember we will be meeting in January on Zoom only, due to the Church needing our room, but there's lots of fun being planned for 2024, so be sure to attend the January 2, 2024 BVQG Meeting!

Ibby

"Everyone you meet is fighting a battle you know nothing about. Be kind. Always."  
Robin Williams



*Welcome  
New  
Members*

**We extend a warm welcome to our new members who  
joined in November**

**ANNA DUMETZ  
MARILYN MILLER  
MARILYN PRIOR  
KATIE COLLINS  
BECKY HRABIK**

**We look forward to meeting you soon.**

**BVQG Membership Committee**

# December



## Mark your calendars . . .

plan to visit with other guild members  
9am on December 5, 2023 at the VOA  
(either in person or by Zoom)  
and enjoy Light Refreshments,  
Games & Prizes,

*will include*

- ⇒ QUILTO with many prizes
- ⇒ Left-Right-Center Game - please bring **12 quarter** coins

We will also *View* and *Vote* on your favorite Beatles Quilts

Watch for the Snowflake Block Exchange -  
there will be several patterns to choose from –

Sign-up Genius will be posted for the  
**“Winter Wonderland Holiday Party”**  
right after the November 7<sup>th</sup> guild meeting -  
*we'll need to know how many are planning to attend.*



# December



**TOYS | FOR | TOTS**  
SM



Bring a  
new and unwrapped toy  
to the December meeting.

# Programs

## January

PAULA DOYLE

### GREEN MOUNTAIN QUILTS

*Magna Carta Quilts & Mini Mosaic Quilts*


Paula has been a full time quilter for over 25 years, and enjoys all aspects of quilt making, from hand piecing to machine quilting, to designing quilt patterns and writing quilting

books under the Green Mountain Quilt Studio label, in Surrey, England. She is the author of [Mini Mosaic Quilts](#) (C&T Publishing 2012), which is all about making small scale quilts and blocks with a fantastic easy piecing technique, and [Easy Stack Quilts](#) (C&T Publishing 2018), which is all about making easy kaleidoscopic quilts using large scale printed fabrics.

Despite being born in Massachusetts, Paula spent her childhood in Brazil, the daughter of Methodist Missionary teachers. After a career in banking, Paula took



up quilting full time in 1992. In 1995 she opened [Green Mountain Quilts](#), a shop dedicated to the art and craft of quilting, where she taught quilting and patchwork classes. After 13 years in business she closed the shop in 2008, and since then has concentrated on designing quilt patterns, making quilts, filming video tutorials for Just Hands-on TV and for YouTube. Paula works from her garden studio at home on the banks of the beautiful River Thames in Surrey, England.



# January

She loves traditional patterns as well as modern quilts, and she loves using new tools and materials to make the job simpler and more enjoyable.

In 2013 Paula was approached to design and create a quilt project to celebrate the 800th anniversary of the sealing of the Magna Carta at nearby Runnymede, where the terms of the Magna Carta were set forth and agreed between King John and his Barons in 1215. This resulted in the formation of the Magna Carta Quilt Association, and the Magna Carta Quilters, a group of 25 talented quilters who produced a series of 8 quilts for the anniversary festivities at Royal Holloway University. The Magna Carta Quilts have since been on display in Houston and Chicago as well as other venues around the UK, and are now in the permanent collection of The Quilters Guild of the British Isles.

January 3rd workshop -

**“Mini Mosaic” festival sampler (trivet or pillow size)  
9am - 1pm CST (4 hours)**

Paula will teach via Zoom in comfort of your own sewing room.

\$35 BVQG members \$45 non members

Kit is included in workshop price. Anne Gundry has all the kits so once you've paid for your class she will send the kit to you.

Learn how to sew smaller pieces accurately and a technique using new ideas and materials to make the job simpler and more enjoyable.

# Programs 2024

January

Paula Doyle

July

Julia Quiltoff

February

Community Outreach Sew Day

August

Laura Piland

March

Catherine Redford

September

Toni Steere

April

Denise Stahl

October

Sandy Gerd

May

Scott Flanigan

November

Karen Sullivan

June

Patty Winkler

December

Holiday Party





# 2023 BVQG BEATLES CHALLENGE

## 2023 BEATLES CHALLENGE

We made it! Just wait until you see the FABULOUS Beatles Challenge Quilts BV Quilters have created! These quilts show off members' creativity, talent, personal memories, deep thought and impact the Beatles and their songs had & continue to have on their lives. We can't wait for you to see them! They are visual storytellers of "Then and Now", but you must read each quilt's accompanying story for the full impact. We guarantee that in doing so you will smile, laugh aloud, and maybe even shed a tear...maybe all three and more.

Members will vote on their choice for 1<sup>st</sup>, 2<sup>nd</sup>, and 3<sup>rd</sup> at the December 5<sup>th</sup> Meeting. Pick up your ballot near the Membership Table when you first arrive. There will be two opportunities for you to view the quilts, read the stories, and cast your ballot.

Jane & I thank you all for allowing us to promote this challenge throughout the year. We have enjoyed this little walk down memory lane and hope you have too!

Gayla Spurlock

P.S. Read the quilt stories!

# THE BEATLES

# 2023 BVQG BEATLES CHALLENGE



## **A Little Help From My Friends** Exhibit



**Celebrating 60 Years of the Beatles**

**Friday & Saturday, March 15 & 16, 2024**

Village on Antioch Presbyterian Church - 14895 Antioch Rd. Overland Park, KS

**Featuring the Beatle's Challenge Quilts & Row x Row Quilts  
with the Penny Lane Marketplace**

**Also Unique Bag Raffles with Hidden Treasures**

info at [bvqg.org](http://bvqg.org)

# THE BEATLES



# SNOWFLAKE BLOCK EXCHANGE

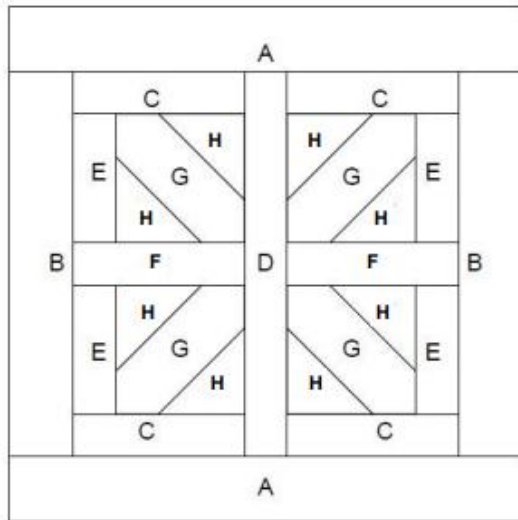
BVQG members can make snowflake blocks for our block exchange amongst members. You can make one or as many blocks as you like. For each block turned, in your name will be entered into a drawing to receive enough blocks to make a small quilt.

Colors for the snowflake blocks must be blues (from any shades of midnight to baby blue), whites, and metallic silver.  
(Please no greys)

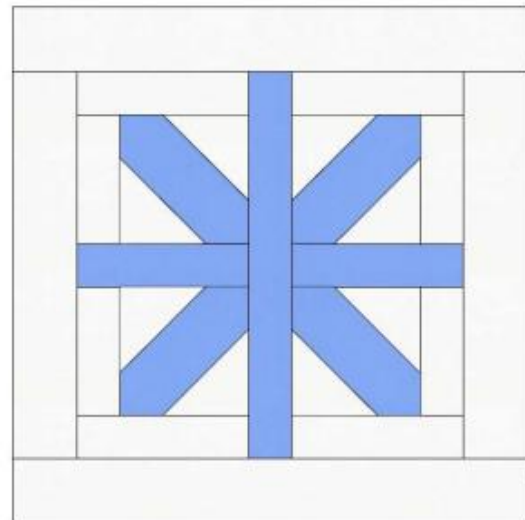
Turn in the blocks at December guild meetings or at Let's Bee Sewing at VOA on Nov 15th. You can also mail the blocks to Anne Gundry or Betsy Russell, addresses in the membership roster

# Blue Valley Quilters Guild December 2023

## Block Exchange Snowflake Block 1



Key 12" x 12" finished (12-1/2" x 12 1/2" unfinished)



Two Color Snowflake 1 Block

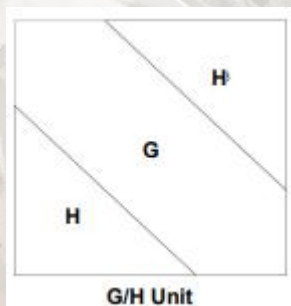
**FABRIC REQUIREMENTS:** This block finished is 12" x 12" (12-1/2" x 12-1/2" Unfinished). The block can be made from TWO Fat Quarters or scraps of the same two fabrics. The color scheme for these blocks are blues, whites or metallic silver. PLEASE NO GRAY!!! The pattern shows using a blue for the snowflake and white background. It is your choice as to which color is used for which element

SNOWFLAKE (BLUE) CUTTING DIRECTIONS			
KEY	COUNT	SIZE	COMMENTS
D	1	9-1/2" X 1-1/2"	RECTANGLE
F	2	4-1/2" X 1-1/2"	RECTANGLES
G	4	4-1/2" X 4-1/2"	SQUARE

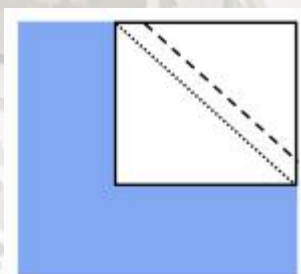
BACKGROUND (WHITE) CUTTING DIRECTIONS			
KEY	COUNT	SIZE	COMMENTS
A	2	12-1/2" X 2"	RECTANGLES
B	2	9-1/2" X 2"	RECTANGLES
C	4	4-1/2" X 1-1/2"	RECTANGLES
E	4	3-1/2" X 1-1/2"	RECTANGLES
H	8	3" X 3"	SQUARES

# Blue Valley Quilters Guild December 2023 Block Exchange

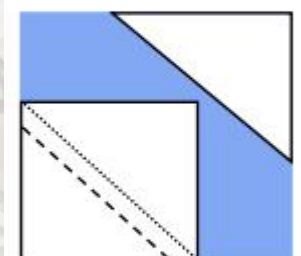
## Snowflake Block 1 - G/H Units



How to piece the G and H patches together to create the G/H Unit.



- With right sides together, place one square H at top right corner of G.
- Mark a diagonal line corner to corner (dotted line).
- Sew on the dotted line –or– hint, hint... sew just outside the dotted line (to the right) for a more accurate size unit. This slight change gives back the few threads used by the fold.
- Trim excess leaving a 1/4" seam allowance (dashed line).
- Press to the dark fabric regardless if the dark is G or H.

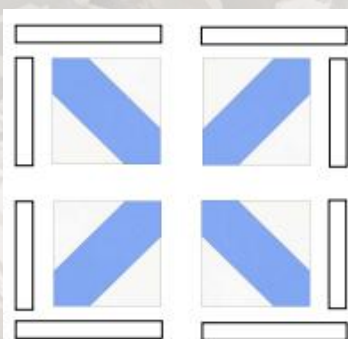


- With right sides together, place one square H at bottom left corner of G.
- Mark a diagonal line corner to corner (dotted line).
- Sew on the dotted line –or– hint, hint... sew just outside the dotted line (to the left) for a more accurate size unit. This slight change gives back the few threads used by the fold.
- Trim excess leaving a 1/4" seam allowance (dashed line).
- Press to the dark fabric. Trim H/G Unit to 3-1/2" x 3-1/2".

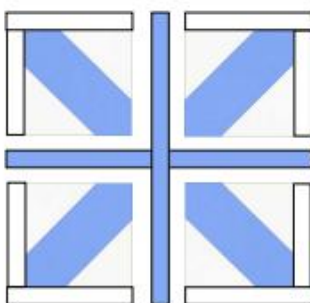


### Make 4 G/H Units.

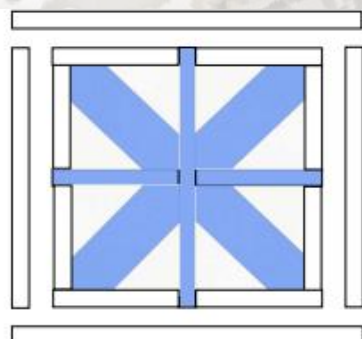
When laying out the squares, rectangles and units to piece together the Snowflake 1 block, turn the **G/H Units** as needed to create the diagonal cross. See the piecing layouts below.



- 1 -



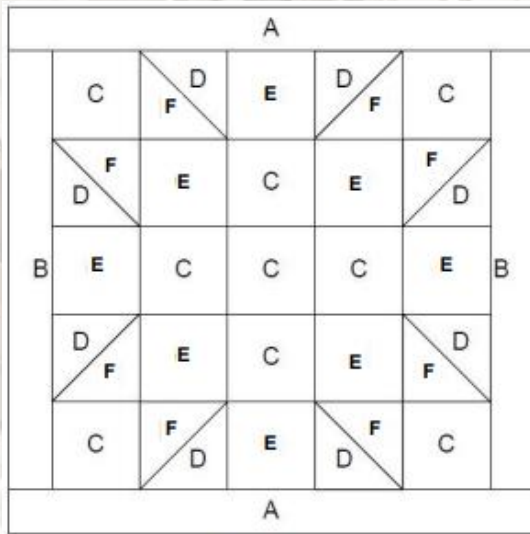
- 2 -



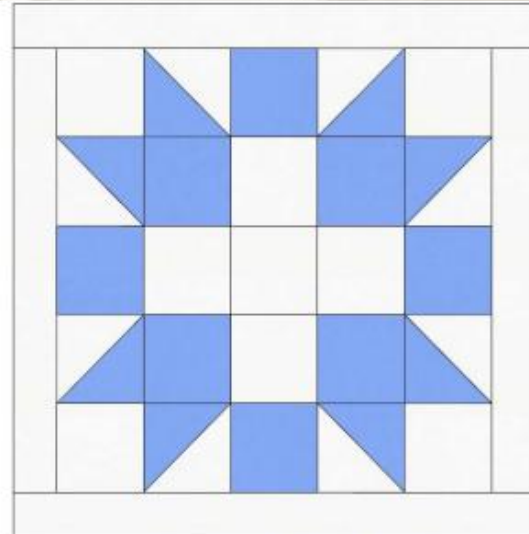
- 3 -

# Blue Valley Quilters Guild December 2023

## Block Exchange Snowflake Block 2



Key 12" x 12" finished (12-1/2" x 12-1/2" unfinished)



Two Color Snowflake 2 Block

**FABRIC REQUIREMENTS** This block finished is 12" x 12" (12-1/2" x 12-1/2" Unfinished). The block can be made from TWO Fat Quarters or scraps of the same two fabrics. The color scheme for these blocks are blues, whites or metallic silver. PLEASE NO GRAY!!! The pattern shows using a blue for the snowflake and white background. It is your choice as to which color is used for which element. This pattern requires eight (8) 2" finished (2-1/2" unfinished) Half Square Triangles (HSTs). The cutting instructions show cutting for two popular methods but feel free to use whatever method you choose! If making oversize HSTs, after piecing trim the HST to 2-1/2" x 2-1/2".

SNOWFLAKE (BLUE) CUTTING DIRECTIONS			
KEY	COUNT	SIZE	COMMENTS
E	8	2-1/2" X 2-1/2"	SQUARES
F*	8	2-1/2" X 2-1/2"	TRIANGLES IF USING AN HST RULER
F*	4	3" X 3"	SQUARES IF MAKING 2 HSTs FROM ONE SQUARE

BACKGROUND (WHITE) CUTTING DIRECTIONS			
KEY	COUNT	SIZE	COMMENTS
A	2	12-1/2" X 1-1/2"	RECTANGLE
B	2	10-1/2" X 1-1/2"	RECTANGLES
C	9	2-1/2" X 2-1/2"	SQUARES
D*	8	2-1/2" X 2-1/2"	TRIANGLES IF USING AN HST RULER
D*	4	3" X 3"	SQUARES IF MAKING 2 HSTs FROM ONE SQUARE

# Blue Valley Quilters Guild December 2023 Block Exchange

## Snowflake Block 3

Snowflake should measure 8 1/2 x 7 3/4 inches

Can vary in size by 1/2 inch

background fabric should measure 12 1/2" square



# Community **OUTREACH**



## Community Focus Groups Now and Future:

Nov. & Dec. - Small Pouches for Equity.Period & the Jo.Co. Christmas Bureau

Jan.-April 2024 Habitat for Humanity Quilts





# Let's



# Sewing



We're snoozing the hive for December, then starting a new year of 'creativity and fun'.

## JANUARY 15<sup>th</sup> "What was I thinking"

Let's solve that mystery! Why did I buy this, how does it work, what project, panic shopping, smooth talking sales person????

Bring those mystery tools and how-to books & ideas to our LBS day...There will be many minds there to find the answers. Or, just pass the questionable deal on to a friend who would love the challenge.

Why not share your current project with the 'Hive', or announce your goals for the 2024. We all love to sit & visit while our hands are busy. We will also be making suggestions for the upcoming LBS topics.

February 21, 9am -2pm at VOA Fellowship Hall, the hive will be buzzing with ideas for 'I Spy' quilts.

There's so many fabrics and patterns to try. If you've made one & can bring it (or photos)----the group would love to see it. We could also do a fabric swap to add to the fascinating variety of characters and themes. No need to bring a machine! Just you, your fabric & ideas. And a bag lunch! If you aren't making an 'I Spy', please come share whatever you're working on....We are curious!!!!

bjb



# ZOOM SEWING BEES

**Zoom Sew Days** - Always the 1st Saturday of every month

**December Zoom Sew Day - Dec. 2 - 10-2pm**

**Led by Judy Danz**

A Great way to stay In-Touch with your BVQG Pals

Tips & Tricks, Show & Tells & LOTS of Laughs !

Zoom Link will be posted on BVQG Facebook Page

& sent to those not on Facebook

**New to the Guild and need help getting on? Contact Lynn Droege or Judy Danz**



# UFO AND TGIF WORKSHOP



- Join in the fun and get projects done!  
(Now–November 30, 2023)
- No list necessary. When project is complete, fill in the [online form](#)
- Upload a photo. Be a star in the slide show celebrating everyone's accomplishment.
- There are 3 ways to “motivate” you *and* earn some money.
  - Total Points Earned based on categories. (Listed on form.)
  - Total Inches Completed (Size Matters!)
  - Most TGIF BVQG 2023 Workshops with completed project
- Entry Fee Drawing (Optional \$5 one-time fee payable via check or PayPal)
- Email [bvqgtgif@gmail.com](mailto:bvqgtgif@gmail.com) with questions or suggestions.

Response in 72 hours

TGIF



*Happy Birthday to our members having December Birthdays*

1- Judy Clifford  
4- Rita Porter  
4-Pat Thompson  
5-Jackie Johnson  
7- Betty Jewett  
8- Linda Marcereau




8- Connie Spillman  
8- Margaret Yanak  
9- Judy Dobbels  
10- Eileen Schnose  
12- Lorna Larson  
12- Terry Lindberg  
12- Patty Roskam  
13-Karen Hovanec  
14- Patrice Goetsch  
17- Diane Tolin  
19- Marie Watterlond  
20- Rachel Durand  
21- Elaine Borden

22- Carmen Carter  
22- Toni Rubison  
22- Vicki Copeland  
24- krisin Dillard  
26- Lynn Droege  
27- Dottie Noyce  
29- Sandy Vink  
29-Marilyn Miller  
30- Joan Streck  
31- Pat Eakes

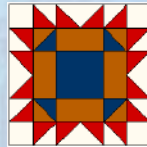
# Happy Birthday America!!




Iowa



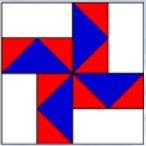
Ohio



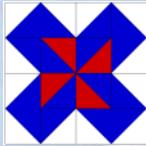
Arizona



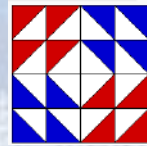
Alabama




Louisiana




Colorado



Connecticut



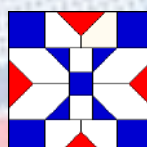
Georgia




Virginia



Kansas



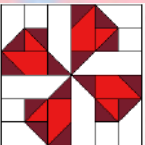
Oregon



Illinois



Kentucky



Oklahoma



Maryland




Alaska




New  
York



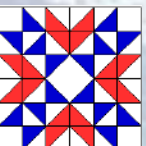
New  
Jersey



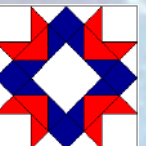
Pennsylvania




California



Wyoming



Michigan



Florida

[Florida - Block 23 of 50! - Celebrating the States  
Block of the Month - a 4+ year quilt project! -  
YouTube](#)



**Judy Brennan— Sunflower Point**

Custom Machine Embroidery. Some ideas include: quilt labels, nametags, blankets, tooth fairy pillows, garments, ornaments, wedding hankies (male & female), and SO MUCH MORE. Call: **913-788-0582**.

Members can advertise their services for free in the newsletter

Contact : Joan Horton  
to place an ad

**5acre Designs Quilting - Mindy Peterson**

Affordable longarm quilting. All over meander, pantographs (over 100 different designs available). I have been in business for over 12 years. Will meet you at a convenient location.  
(913) 481-2113

**Longarm Service. B&L Quilting**

I do E2E Longarm Quilting.  
Linda VanDivner, Cell: 913 469-9522

Summerwind Studio  
Edge-to-edge longarm quilting services  
by Stephanie Dodson  
913-788-0825



Quilts of Valor  
Quilting to Honor & Comfort

The following is a list of Local venues that support

## Quilts of Valor

and have scheduled sewing days if  
you would like to join us!



The **Johnson County KS QOV** group meets the **fourth Saturday** of January-April and June-October at Village on Antioch Church, 14895 Antioch. We meet in the youth room, aka the Cave, in the basement from 9:30-3:00. Bring your machine and a project to work on. You may bring your lunch or visit one of the local restaurants. For questions about Quilts of Valor or our Johnson County group please contact Kristi McGinness at 913-244-9125.



**Prairie Point Quilt Store**; Join us at Prairie Point Fabric and Quilt Store, 12116 W 95th St, Lenexa, KS 66215 on the **third Monday** of each month to work on QOV quilts. We start at 9:30 and stay as long as you like - the store closes at 5:30 p.m. Bring your lunch or there are many places around their shop to eat. If you have questions please contact John or Susan Thorup @ 913-268-3333



2023—2024

# *Blue Valley Quilters Guild*

## *Officers and Committees*

### **Executive Board**

**President:** Ibby Rollert

**Vice Presidents Programs, 2023-24:**

Anne Gundry, Betsy Russell

**Vice Presidents Programs: 2024-25**

Betsy Russell, Karen Richard, Diane Jennerich, Jan Kahfeldt

**Secretary:** Dottie Salchow

**Treasurer:** Mary Langenberg

**Technology:** Judy Danz

**Past President:** Rita Porter

### **Committees**

#### **Community Outreach**

Chairperson: Lynn Droege

Members: Pat Thomson, Joyce Bardeen, Judy Lindberg,  
Terry Lindberg, Kristen Smith

#### **Library**

Chair: Jeanette Baumler

Members: Patricia McLaughlin, Jan Shipman

#### **Membership (includes Facebook Roster)**

Co-Chair: Sue Tuttle, Lori Lange

Members: Kate Thompson, Lisa Peck, Glenda Hartl, Pat Conover, Linda Marceau

#### **Newsletter Editor**

Chair: Joan Horton

#### **Let's Be Sewing**

Chair: Barbara Bruce



### **Technology**

Chair: Judy Danz

Members: Susan Byrne, Sherri Dolly, Lynn Droege, Pam Thomas

### **ADJUNCT GROUPS**

#### **By-Laws Review**

Chair: Mary Langenberg

Members: Barbara Bruce, Ibbey Rollert, Lynn Droege, Barbara Alsop

#### **Facebook Administrators**

Sherri Dolly, Lynn Droege, Pam Thomas, Sue Tuttle, Ibbey Rollert

#### **Facilities**

Chair: Lynn Droege

Set Up/Tear Down: Kate Thompson

#### **Free Table and Donations**

Diann White, Kim Mapes

#### **Instagram**

Chair: Sherri Dolly

#### **Quilted Table**

Chairperson: Joan Horton

#### **2023 Quilt Challenge**

Co-Chairpersons: Gayla Spurlock, Jane Miller

#### **Retreats**

Chair: Barbara Bruce

#### **SignupGenius**

Chairperson: Lynn Droege

## **UFO/TGIF**

Co-Chairpersons: Kathy VanCleave, Cindy Kuhn

## **Website**

Susan Byrne

## **Zoom Schedulers**

Lynn Droege, Judy Dantz, Ibby Rollert

-

## **Special Committees:**

### **Auditing Committee**

Consists of one guild member, appointed by the President to correlate receipts and disbursements of the Guild immediately after the March meeting and report to the membership at the April meeting.

### **Nominating Committee**

Consists of three to five Guild members appointed by the President by December and shall submit a slate for March publication and April vote.



To leave you in  
stitches!!

