



Patchworks November 2023

*In Person and Zoom Meeting.....November 7
Village on Antioch 14895 Antioch
Overland Park, KS
Social time @ 9:00
Meeting @ 9:30*

*The Blue Valley Quilters Guild
is dedicated to preserving and teaching
the fine art of quilting.
We welcome newcomers
as well as experienced quilters to be
part of this guild.*

Message from the President

Hi All!

Happy Fall to all of you! End of the year is coming up soon and in BVQG-land we have just a couple events left, in particular, our Destash Sale on November 4, 2023 from 10 - 3 at VOA and then we wrap the year up with our fun Holiday Party on December 5th with Social get together at 9 am and Party to begin at 9:30! And I've heard from good sources that there's some great prizes, too!!

While trying to catch up on looming project deadlines recently, I happened to need a little fresh air and took a short walk down my driveway to the mailbox. How exciting it was to find my new issue of Quiltfolk magazine in there! Now I've told you about this magazine before, (we also receive a back issue each quarter for the Guild Library) but I'm even more impressed with it of recent. A subscription to this beautiful advertisement free magazine is around \$80 for 4 issues each year. To quote their subscription page, "It will take you from coast to coast, uncovering the heart and soul of quilting in America"!

Now I don't explain this in order to sell subscriptions, but to encourage you to experience the kind of day I had after finding this magazine in my hands. It was so easy to immerse myself in the feel and smell of the printed pages. All the anxiety over my deadlines fell away and I enjoyed learning about the 15 or so quilters, 2 Guilds and a Museum in Colorado that were featured. There are no patterns, but just a wonderful collection of articles about makers just like you and I, with the same love of quilting, along with beautiful images of quilts with the gorgeous backdrop of Colorado!

Towards the end of the magazine was a short paragraph describing Quiltfolk's new online presence, Quiltfolk Journal. If you want a sampling of this quilting community go to quiltfolk.com/journal. This opens up an enjoyable 'Rabbit Hole' of quilting information from interviews and historical dives and shopping to videos and images of The Sisters Quilt Show this year, a quilter who does hand embroidered quilt labels, and how unfinished quilt tops and blocks are found and finished and put up for sale! I hope you'll check it out and enjoy it as much as I did. We all need ways to reduce our stress, find more enjoyment in our hobby and learn new things at the same time. I even have a few items to put on my Bucket List after that 'Rabbit Hole' jaunt!!

Wishing all of you peace...
Ibby

It's the little things that usually have the greatest impact in life...a smile, a hug, a thank you, a compliment.

tinybuddha.com



*Welcome
New
Members*

**We extend a warm welcome to our new members who
joined in October**

**MISSY SHUMATE
ZELMA MICHELS
JANET CAHILL
SHIRLEY BROWN
CORAL WERT
KAREN MANLOVE**

We look forward to meeting you soon.

BVQG Membership Committee

Programs

November



amy bradley designs^{LC}

Blue Valley Quilters Guild

Please join us for a **trunk show** on Nov. 7th at 9:00 am featuring quilt designer Amy Bradley. It will be at Village Presbyterian Church on Antioch, 14895 Antioch Rd., Overland Park, KS. Amy will show lots of quilts! She will talk and share a presentation about getting ready for market. Amy's first quilt design was Dazzling Dogs. She started her business with that quilt pattern in 2002 and has been having a blast designing quilts, t-shirts, and quilt related gifts ever since. You can join her for a **workshop**:

Date & Time: Nov. 8th 9:30 am - 4:30 pm

Where: Village Presbyterian Church on Antioch, 14895 Antioch Rd., Overland Park, KS.

For more information: Anne Gundry 913-293-8507 or Gundry2@aol.com



Come and have fun with our amazing November 7th Speaker, Amy Bradley seeing all her fantastic machine appliqué quilts and projects and try it out for yourself the next day at her workshop!

Ph: 785-218-6803 Fax: 785-842-3026
email: info@amybradleydesigns.com
www.amybradleydesigns.com

© Amy Bradley Designs, LC 2021 All rights reserved.



December



Mark your calendars . . .

plan to visit with other guild members
9am on December 5, 2023 at the VOA
(either in person or by Zoom)
and enjoy Light Refreshments,
Games & Prizes,

will include

- ⇒ QUILTO with many prizes
- ⇒ Left-Right-Center Game - please bring **12 quarter** coins

We will also *View* and *Vote* on your favorite Beatles Quilts

Watch for the Snowflake Block Exchange -
there will be several patterns to choose from –

Sign-up Genius will be posted for the
“Winter Wonderland Holiday Party”
right after the November 7th guild meeting -
we'll need to know how many are planning to attend.



December



TOYS | FOR | TOTS
SM



Bring a
new and unwrapped toy
to the December meeting.

January

PAULA DOYLE

GREEN MOUNTAIN QUILTS

Magna Carta Quilts & Mini Mosaic Quilts

Paula has been a full time quilter for over 25 years, and enjoys all aspects of quilt making, from hand piecing to machine quilting, to designing quilt patterns and writing quilting books under the Green Mountain Quilt Studio label, in Surrey, England. She is the author of [Mini Mosaic Quilts](#) (C&T Publishing 2012), which is all about making small scale quilts and blocks with a fantastic easy piecing technique, and [Easy Stack Quilts](#) (C&T Publishing 2018), which is all about making easy kaleidoscopic quilts using large scale printed fabrics.

Despite being born in Massachussetts, Paula spent her childhood in Brazil, the daughter of Methodist Missionary teachers. After a career in banking, Paula took up quilting full time in 1992. In 1995 she opened [Green Mountain Quilts](#), a shop dedicated to the art and craft of quilting, where she taught quilting and

patchwork classes. After 13 years in business she closed the shop in 2008, and since then has concentrated on designing quilt patterns, making quilts, filming video tutorials for Just Hands-on TV and for YouTube. Paula works from her garden studio at home on the banks of the beautiful River Thames in Surrey, England.



January

She loves traditional patterns as well as modern quilts, and she loves using new tools and materials to make the job simpler and more enjoyable.

In 2013 Paula was approached to design and create a quilt project to celebrate the 800th anniversary of the sealing of the Magna Carta at nearby Runnymede, where the terms of the Magna Carta were set forth and agreed between King John and his Barons in 1215. This resulted in the formation of the Magna Carta Quilt Association, and the Magna Carta Quilters, a group of 25 talented quilters who produced a series of 8 quilts for the anniversary festivities at Royal Holloway University. The Magna Carta Quilts have since been on display in Houston and Chicago as well as other venues around the UK, and are now in the permanent collection of The Quilters Guild of the British Isles.

January 3rd workshop -

**“Mini Mosaic” festival sampler (trivet or pillow size)
9am - 1pm CST (4 hours)**

Paula will teach via Zoom in comfort of your own sewing room.

\$35 BVQG members \$45 non members

Kit is included in workshop price. Anne Gundry has all the kits so once you've paid for your class she will send the kit to you.

Learn how to sew smaller pieces accurately and a technique using new ideas and materials to make the job simpler and more enjoyable.

Programs 2024

January

Paula Doyle

July

Julia Quiltoff

February

Community Outreach Sew Day

August

Laura Piland

March

Catherine Redford

September

Toni Steere

April

Denise Stahl

October

Sandy Gerd

May

Scott Flanigan

November

Karen Sullivan

June

Patty Winkler

December

Holiday Party

De-**Stash**



**Saturday
November 4th
10:00-3:00
VOA Fellowship Hall**

**\$20 to reserve a table
\$15 if you bring your own table
\$10 of every table goes back to the Church**

Set Up - 8:30am Nov. 4 or Friday, Nov.3, 2:00pm

Sign Up through [SignUpGenius](#) today

2023 BVQG BEATLES CHALLENGE

2023 BVQG Beatles Challenge

This is it! Your Beatles Challenge Quilts are due at the November 7th Guild Meeting. Five were turned in at last month's meeting & we hope to receive many more in November. Here's what you need to do:

Cover the label on the back of your quilt; just baste a scrap of fabric over it.

Hanging sleeves are not required.

Bring it in a bag that cannot be seen through.

Include your printed or typed information about your quilt:

Name of your quilt.

What inspired you?

Your personal story about your quilt.

Did you make it for someone special?

Anything else you want others to know about your quilt.

Sign your quilt in with Jane Miller & Gayla Spurlock at the Beatles Challenge table. Your quilt will be very well cared for in a pet-free, smoke-free home.

Quilts will be stored flat. Please inform us of any other special handling instructions.

We have not heard from any members mailing quilts but if so, hopefully they are already on the way. Some helpful guidelines:

Photograph it and mail it with insurance and tracking.

When completing the insurance form, we recommend you identify it as a BLANKET, not a QUILT, per advice given by professional quilters.

Mail it to Gayla Spurlock at the address listed in the Membership Directory on Facebook.

Send Gayla a text or email so your quilt will be expected. Cell # and email are also in the Facebook Membership Directory.

VOTING:

Non-KS/MO members & snowbirds already gone will receive an email & photos of the quilts for voting. KS/MO members will vote in person at the December meeting.

As Jane announced at our August Meeting, we will put aside our quilters' hats & vote from our hearts. This means you won't be voting based upon skill of workmanship, but rather voting based upon the quilt that makes you laugh, brings a tear to your eye or moves you in some other way. You will vote for one quilt...your FAVORITE. First, second, & third places will still be awarded.

THE BEATLES



SNOWFLAKE BLOCK EXCHANGE

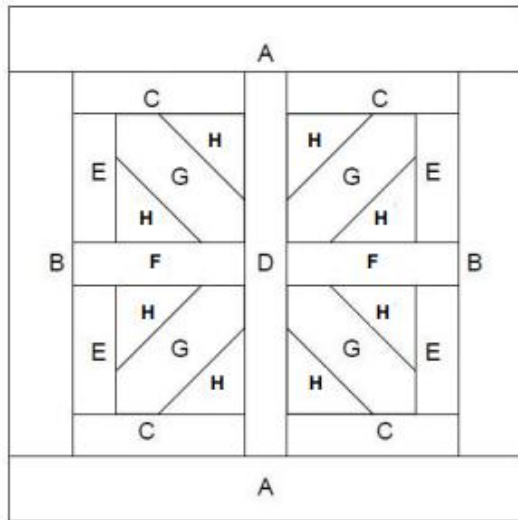
BVQG members can make snowflake blocks for our block exchange amongst members. You can make one or as many blocks as you like. For each block turned, in your name will be entered into a drawing to receive enough blocks to make a small quilt.

Colors for the snowflake blocks must be blues (from any shades of midnight to baby blue), whites, and metallic silver.
(Please no greys)

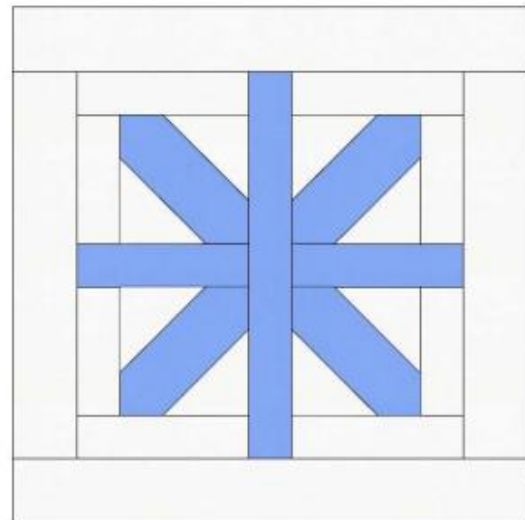
Turn in the blocks at October or November guild meetings or at Let's Bee Sewing at VOA on Nov 15th. You can also mail the blocks to Anne Gundry or Betsy Russell, addresses in the membership roster

Blue Valley Quilters Guild December 2023

Block Exchange Snowflake Block 1



Key 12" x 12" finished (12-1/2" x 12 1/2" unfinished)



Two Color Snowflake 1 Block

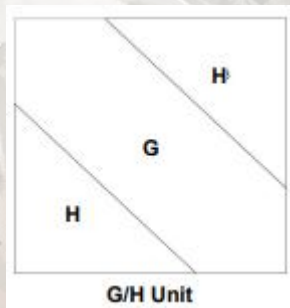
FABRIC REQUIREMENTS: This block finished is 12" x 12" (12-1/2" x 12-1/2" Unfinished). The block can be made from TWO Fat Quarters or scraps of the same two fabrics. The color scheme for these blocks are blues, whites or metallic silver. PLEASE NO GRAY!!! The pattern shows using a blue for the snowflake and white background. It is your choice as to which color is used for which element

SNOWFLAKE (BLUE) CUTTING DIRECTIONS			
KEY	COUNT	SIZE	COMMENTS
D	1	9-1/2" X 1-1/2"	RECTANGLE
F	2	4-1/2" X 1-1/2"	RECTANGLES
G	4	4-1/2" X 4-1/2"	SQUARE

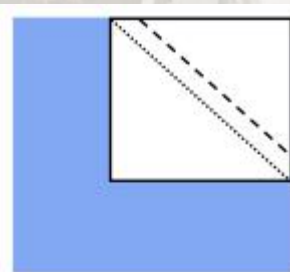
BACKGROUND (WHITE) CUTTING DIRECTIONS			
KEY	COUNT	SIZE	COMMENTS
A	2	12-1/2" X 2"	RECTANGLES
B	2	9-1/2" X 2"	RECTANGLES
C	4	4-1/2" X 1-1/2"	RECTANGLES
E	4	3-1/2" X 1-1/2"	RECTANGLES
H	8	3" X 3"	SQUARES

Blue Valley Quilters Guild December 2023 Block Exchange

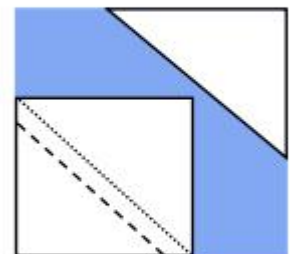
Snowflake Block 1 - G/H Units



How to piece the G and H patches together to create the G/H Unit.



- With right sides together, place one square H at top right corner of G.
- Mark a diagonal line corner to corner (dotted line).
- Sew on the dotted line –or– hint, hint... sew just outside the dotted line (to the right) for a more accurate size unit. This slight change gives back the few threads used by the fold.
- Trim excess leaving a 1/4" seam allowance (dashed line).
- Press to the dark fabric regardless if the dark is G or H.

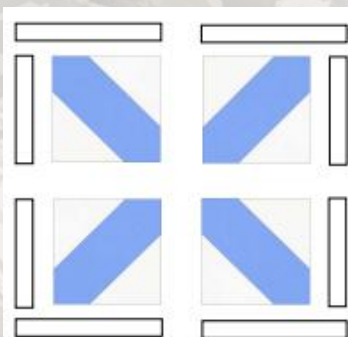


- With right sides together, place one square H at bottom left corner of G.
- Mark a diagonal line corner to corner (dotted line).
- Sew on the dotted line –or– hint, hint... sew just outside the dotted line (to the left) for a more accurate size unit. This slight change gives back the few threads used by the fold.
- Trim excess leaving a 1/4" seam allowance (dashed line).
- Press to the dark fabric. Trim H/G Unit to 3-1/2" x 3-1/2".

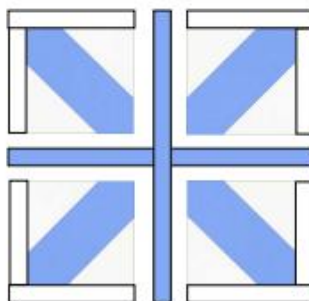


Make 4 G/H Units.

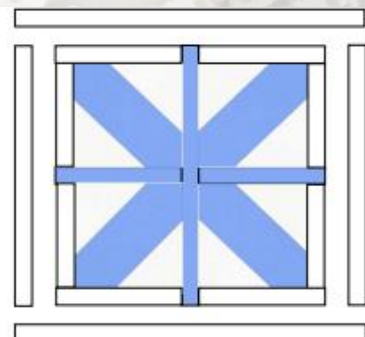
When laying out the squares, rectangles and units to piece together the Snowflake 1 block, turn the **G/H Units** as needed to create the diagonal cross. See the piecing layouts below.



- 1 -



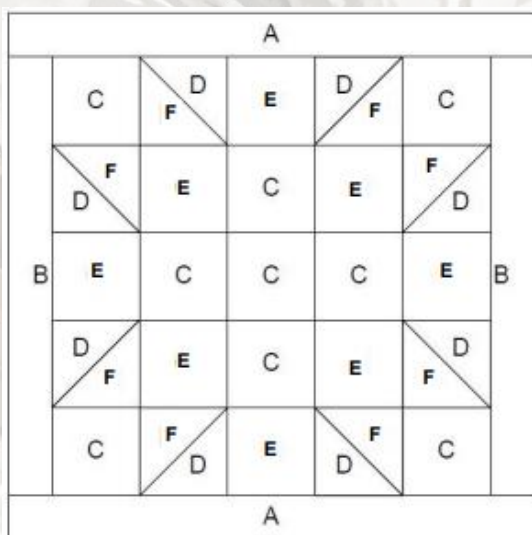
- 2 -



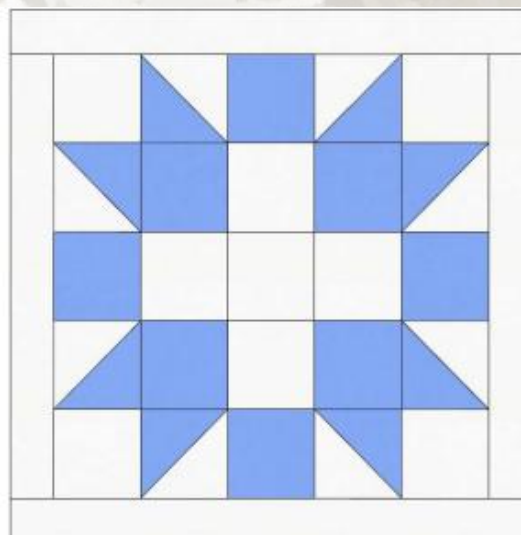
- 3 -

Blue Valley Quilters Guild December 2023

Block Exchange Snowflake Block 2



Key 12" x 12" finished (12-1/2" x 12-1/2" unfinished)



Two Color Snowflake 2 Block

FABRIC REQUIREMENTS This block finished is 12" x 12" (12-1/2" x 12-1/2" Unfinished). The block can be made from TWO Fat Quarters or scraps of the same two fabrics. The color scheme for these blocks are blues, whites or metallic silver. PLEASE NO GRAY!!! The pattern shows using a blue for the snowflake and white background. It is your choice as to which color is used for which element. This pattern requires eight (8) 2" finished (2-1/2" unfinished) Half Square Triangles (HSTs). The cutting instructions show cutting for two popular methods but feel free to use whatever method you choose! If making oversize HSTs, after piecing trim the HST to 2-1/2" x 2-1/2".

SNOWFLAKE (BLUE) CUTTING DIRECTIONS			
KEY	COUNT	SIZE	COMMENTS
E	8	2-1/2" X 2-1/2"	SQUARES
F*	8	2-1/2" X 2-1/2"	TRIANGLES IF USING AN HST RULER
F*	4	3" X 3"	SQUARES IF MAKING 2 HSTs FROM ONE SQUARE

BACKGROUND (WHITE) CUTTING DIRECTIONS			
KEY	COUNT	SIZE	COMMENTS
A	2	12-1/2" X 1-1/2"	RECTANGLE
B	2	10-1/2" X 1-1/2"	RECTANGLES
C	9	2-1/2" X 2-1/2"	SQUARES
D*	8	2-1/2" X 2-1/2"	TRIANGLES IF USING AN HST RULER
D*	4	3" X 3"	SQUARES IF MAKING 2 HSTs FROM ONE SQUARE

Community OUTREACH



Community Focus Groups Now and Future:

Nov. & Dec. - Small Pouches for Equity.Period & the Jo.Co. Christmas Bureau

Jan.-April 2024 Habitat for Humanity Quilts



BVQG Community Outreach partnered
with The Women's Cancer Center
for Breast Cancer Awareness Month

BVGG Members made & donated
over 50 Bosom Buddies

Thank you to Kristen Dillard
and Judy Lindberg for facilitating such a
wonderful cause.



Blue Valley Quilters Guild December 2023 Block Exchange

Snowflake Block 3

Snowflake should measure 8 1/2 x 7 3/4 inches

Can vary in size by 1/2 inch

background fabric should measure 12 1/2" square



Let's Sewing



We're snoozing the hive for November & December, then starting a new year of 'creativity and fun'.

JANUARY 15th "What was I thinking"

Let's solve that mystery! Why did I buy this, how does it work, what project, panic shopping, smooth talking sales person????



Bring those mystery tools and how-to books & ideas to our LBS day... There will be many minds there to find the answers. Or, just pass the questionable deal on to a friend who would love the challenge.

Why not share your current project with the 'Hive', or announce your goals for the 2024. We all love to sit & visit while our hands are busy. We will also be making suggestions for the upcoming LBS topics.

bjb



ZOOM SEWING BEES

Zoom Sew Bees - Always the 1st Saturday of every month

A Great way to

Tips &

Zoom Link with [Facebook Page](#)

& see [Facebook](#)

New to the Guild and need help getting on? Contact Lynn Droege or Judy Danz

**No November Zoom Bee
Postponed due to the DeStash Sale
Next Zoom Bee is Saturday, December 2**



UFO AND TGIF WORKSHOP



- Join in the fun and get projects done!
(Now–November 30, 2023)
- No list necessary. When project is complete, fill in the [online form](#)
- Upload a photo. Be a star in the slide show celebrating everyone's accomplishment.
- There are 3 ways to “motivate” you *and* earn some money.
 - Total Points Earned based on categories. (Listed on form.)
 - Total Inches Completed (Size Matters!)
 - Most TGIF BVQG 2023 Workshops with completed project
- Entry Fee Drawing (Optional \$5 one-time fee payable via check or PayPal)
- Email bvqgtgif@gmail.com with questions or suggestions.

Response in 72 hours

TGIF



Happy Birthday to our members having November Birthdays


- | | | |
|-------------------|--------------------------|----------------------|
| 1- Gail Klotz | 5- Nancy Swartz | 15- Nancy Morris |
| 2- Louise Rupp | 6- Barbara Sass | 16- Nancy Khu |
| 4- Susan Maughan | 6- Elizabeth Zaylor | 22- Vicki Naylor |
| 4- Gayla Spurlock | 8- Lauren Bond | 24- Joan Edwards |
| 5- Lang Davis | 8- Susan Oakson | 24- Andrea Smith |
| 5- Dottie Salchow | 9- Oneta Auer | 26- Donna Drew |
| | 9- Leanne Baraban | 28- Anayri Ayala |
| | 9- Judy Brennan | 28- Laurie Hackworth |
| | 9- Marcia Lichtenauer | 28- Diane Jennerich |
| | 9- Maggie Van Brunt | |
| | 10- Joyce Edwards | |
| | 12- Roxanne Wyss-Bateman | |
| | 15- Nancy Kupzyk | |



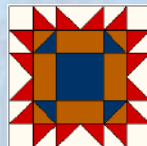
Happy Birthday America!!




Iowa



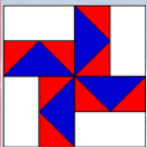
Ohio



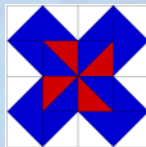
Arizona



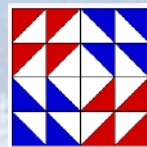
Alabama




Louisiana



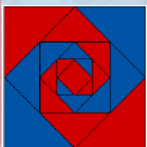
Colorado



Connecticut




Georgia



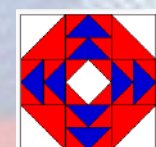
Virginia



Kansas



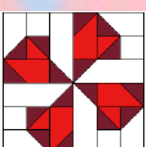
Oregon



Illinois



Kentucky



Oklahoma



Maryland




Alaska




New
York



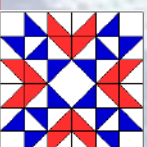
New
Jersey




Pennsylvania



California



Wyoming



Michigan

[Michigan - Block 22 of 50! - Celebrating the States](#)
[Block of the Month - a 4+ year quilt project! -](#)
[YouTube](#)



Judy Brennan— Sunflower Point

Custom Machine Embroidery. Some ideas include: quilt labels, nametags, blankets, tooth fairy pillows, garments, ornaments, wedding hankies (male & female), and SO MUCH MORE. Call: **913-788-0582**.

Members can advertise their services for free in the newsletter

Contact : Joan Horton
to place an ad

5acre Designs Quilting - Mindy Peterson

Affordable longarm quilting. All over meander, pantographs (over 100 different designs available). I have been in business for over 12 years. Will meet you at a convenient location.
(913) 481-2113

Longarm Service. B&L Quilting

I do E2E Longarm Quilting.
Linda VanDivner, Cell: 913 469-9522

Summerwind Studio
Edge-to-edge longarm quilting services
by Stephanie Dodson
913-788-0825



Quilts of Valor
Quilting to Honor & Comfort

The following is a list of Local venues that support

Quilts of Valor

and have scheduled sewing days if
you would like to join us!



The **Johnson County KS QOV** group meets the **fourth Saturday** of January-April and June-October at Village on Antioch Church, 14895 Antioch. We meet in the youth room, aka the Cave, in the basement from 9:30-3:00. Bring your machine and a project to work on. You may bring your lunch or visit one of the local restaurants. For questions about Quilts of Valor or our Johnson County group please contact Kristi McGinness at 913-244-9125.



Prairie Point Quilt Store; Join us at Prairie Point Fabric and Quilt Store, 12116 W 95th St, Lenexa, KS 66215 on the **third Monday** of each month to work on QOV quilts. We start at 9:30 and stay as long as you like - the store closes at 5:30 p.m. Bring your lunch or there are many places around their shop to eat. If you have questions please contact John or Susan Thorup @ 913-268-3333



2023—2024

Blue Valley Quilters Guild

Officers and Committees

Executive Board

President: Ibbly Rollert

Vice Presidents Programs, 2023-24:

Anne Gundry, Betsy Russell

Vice Presidents Programs: 2024-25

Betsy Russell, Karen Richard, Diane Jennerich, Jan Kahfeldt

Secretary: Dottie Salchow

Treasurer: Mary Langenberg

Technology: Judy Danz

Past President: Rita Porter

Committees

Community Outreach

Chairperson: Lynn Droege

Members: Pat Thomson, Joyce Bardeen, Judy Lindberg,
Terry Lindberg, Kristen Smith

Library

Chair: Jeanette Baumler

Members: Patricia McLaughlin, Jan Shipman

Membership (includes Facebook Roster)

Co-Chair: Sue Tuttle, Lori Lange

Members: Kate Thompson, Lisa Peck, Glenda Hartl, Pat Conover, Linda Marceau

Newsletter Editor

Chair: Joan Horton

Let's Be Sewing

Chair: Barbara Bruce



Technology

Chair: Judy Danz

Members: Susan Byrne, Sherri Dolly, Lynn Droege, Pam Thomas

ADJUNCT GROUPS

By-Laws Review

Chair: Mary Langenberg

Members: Barbara Bruce, Ibbey Rollert, Lynn Droege, Barbara Alsup

Facebook Administrators

Sherri Dolly, Lynn Droege, Pam Thomas, Sue Tuttle, Ibbey Rollert

Facilities

Chair: Lynn Droege

Set Up/Tear Down: Kate Thompson

Free Table and Donations

Diann White, Kim Mapes

Instagram

Chair: Sherri Dolly

Quilted Table

Chairperson: Joan Horton

2023 Quilt Challenge

Co-Chairpersons: Gayla Spurlock, Jane Miller

Retreats

Chair: Barbara Bruce

SignupGenius

Chairperson: Lynn Droege

UFO/TGIF

Co-Chairpersons: Kathy VanCleave, Cindy Kuhn

Website

Susan Byrne

Zoom Schedulers

Lynn Droege, Judy Dantz, Ibby Rollert

-


Special Committees:

Auditing Committee

Consists of one guild member, appointed by the President to correlate receipts and disbursements of the Guild immediately after the March meeting and report to the membership at the April meeting.

Nominating Committee

Consists of three to five Guild members appointed by the President by December and shall submit a slate for March publication and April vote.



No! ^{My} quilt
is not
Finished!
& I'd appreciate it
if you'd stop
using the
F word
in my sewing room!

To leave you in
stitches!!

