



Patchworks

October 2023

In Person and Zoom Meeting.....October 3

Village on Antioch 14895 Antioch

Overland Park, KS

Social time @ 9:00

Meeting @ 9:30

*The Blue Valley Quilters Guild
is dedicated to preserving and teaching
the fine art of quilting.*

*We welcome newcomers
as well as experienced quilters to be
part of this guild.*

Message from the President

Hi All!

September held a really fun BVQG Fundraiser called the Quilted Table! This event included a luncheon, seated at very creative and fun themed tables, a small quilt exhibit and a rousing Auction! There were upwards of 150 people attending, including Members and their friends and family. As I write this, all of our 'numbers' are not yet in but on that day there were rave reviews, lots of smiles, plenty of Auction items being carried out and an overall sense of success in the air!

Lots of thanks needs to go to so many people! Thank you, Joan and Stephanie for your vision and tireless work. Thanks to Carolyn and Rita for the support with food and Auction items. Thank you to Mindy for being 'the Best' Auctioneer! Thanks to Pat, Cathy and Mary for the Quilt Exhibit assistance. And thanks to Lynn for facilitating by getting answers for our questions about the venue. There were many more Members who pitched in to help with sponsoring tables, loads of donations of Auction items, setting up the tables and chairs, ironing tablecloths, preparing food and cookies, organizing Auction items so well, checkout, tear down and the inevitable clean up! That list is endless!!!

But most of all, thank you to Members and your friends and family who attended and realized the importance of not only the fellowship and friendship of an event like this, but also the importance of helping to raise funds for our Guild in order for us to continue to connect with top notch Speakers and Workshops for our Membership and to aid our Community Outreach Program with assistance and support for many organizations in need of our help. How special this Guild is; THANK YOU TO ALL!!!

I hope to see you all at our Tuesday, October 3rd Hybrid Meeting where we'll learn about Barn Quilt Painting and try our hand at the 2 workshops offered on Oct. 3rd and 4th! Also, remember our next social, Oktoberfest, a Celebration of Fall, where we'll get a chance to visit, play games and win prizes on Friday, October 13, 2023 in Fellowship Hall from 1:30-3:30pm. Sign up on SignUp Genius. More details found in this Newsletter.

Ibby

Look for something positive in each day even if some days you have to look a little harder. @lettersbyfiona

Welcome
New
Members

**We extend a warm welcome to our new members who
joined in August**

Anayri Ayala
Judy Booth

Andrea Terry
Teri Sullivan

We look forward to meeting you soon.

BVQG Membership Committee

Programs

October

Overbrook Quilt Connection

Amy & Kevin Safarik Lecture:
"What's A Barn Quilt"

Have you ever been on a road trip in rural America and glanced up at an old, dilapidated barn that has a brightly painted quilt block on the front of it? Kevin will explain some interesting details about barn quilts. Quilters understand the simple, yet colorful geometric squares in these impressive works of rural art.



October 4 - "Barn Quilt Block Painting"
6 hour Workshop 10am - 4pm at VOA

Participants will select their own quilt block design and board size. Cost includes the size of project board selected, which ranges from \$30 - \$150. An additional \$25 workshop fee includes all paints, brushes, and Kevin drawing designs on boards. Check out finished Barn Quilts on Overbrook Quilt Connection Facebook page (see Photo tab) or on Pinterest.

November

Come and have fun with our amazing November 7th Speaker, Amy Bradley seeing all her fantastic machine appliqué quilts and projects and try it out for yourself the next day at her workshop!



amy bradley designs^{LC}

Blue Valley Quilters Guild

Please join us for a **trunk show** on Nov. 7th at 9:00 am featuring quilt designer Amy Bradley. It will be at Village Presbyterian Church on Antioch, 14895 Antioch Rd., Overland Park, KS. Amy will show lots of quilts! She will talk and share a presentation about getting ready for market. Amy's first quilt design was Dazzling Dogs. She started her business with that quilt pattern in 2002 and has been having a blast designing quilts, t-shirts, and quilt related gifts ever since.

You can join her for a **workshop**:

Date & Time: Nov. 8th 9:30 am - 4:30 pm

Where: Village Presbyterian Church on Antioch, 14895 Antioch Rd., Overland Park, KS.

For more information: Anne Gundry
913-293-8507 or Gundry2@aol.com



Ph: 785-218-6803 Fax: 785-842-3026
email: info@amybradleydesigns.com
www.amybradleydesigns.com

 © Amy Bradley Designs, LC 2021 All rights reserved.

December



Mark your calendars . . .

plan to visit with other guild members
9am on December 5, 2023 at the VOA
(either in person or by Zoom)
and enjoy Light Refreshments,
Games & Prizes,
Toys for Tots.

We will also *View* and *Vote* on your favorite Beatles Quilts

Watch for the Snowflake Block Exchange -
there will be several patterns to choose from -
details coming soon on BVQG Facebook . . .

Sign-up Genius will be posted for the
“Winter Wonderland Holiday Party”
right after the November 7th guild meeting -
we'll need to know how many are planning to attend.



January

PAULA DOYLE

GREEN MOUNTAIN QUILTS

Magna Carta Quilts & Mini Mosaic Quilts

Paula has been a full time quilter for over 25 years, and enjoys all aspects of quilt making, from hand piecing to machine quilting, to designing quilt patterns and writing quilting books under the Green Mountain Quilt Studio label, in Surrey, England. She is the author of [Mini Mosaic Quilts](#) (C&T Publishing 2012),

which is all about making small scale quilts and blocks with a fantastic easy piecing technique, and [Easy Stack Quilts](#) (C&T Publishing 2018), which is all about making easy kaleidoscopic quilts using large scale printed fabrics.

Despite being born in Massachussetts, Paula spent her childhood in Brazil, the daughter of Methodist Missionary teachers. After a career in banking, Paula took up quilting full time in 1992. In 1995 she opened [Green Mountain Quilts](#), a shop dedicated to the art and craft of quilting, where she taught quilting and



patchwork classes. After 13 years in business she closed the shop in 2008, and since then has concentrated on designing quilt patterns, making quilts, filming video tutorials for Just Hands-on TV and for YouTube. Paula works from her garden studio at home on the banks of the beautiful River Thames in Surrey, England.



January

She loves traditional patterns as well as modern quilts, and she loves using new tools and materials to make the job simpler and more enjoyable.

In 2013 Paula was approached to design and create a quilt project to celebrate the 800th anniversary of the sealing of the Magna Carta at nearby Runnymede, where the terms of the Magna Carta were set forth and agreed between King John and his Barons in 1215. This resulted in the formation of the Magna Carta Quilt Association, and the Magna Carta Quilters, a group of 25 talented quilters who produced a series of 8 quilts for the anniversary festivities at Royal Holloway University. The Magna Carta Quilts have since been on display in Houston and Chicago as well as other venues around the UK, and are now in the permanent collection of The Quilters Guild of the British Isles.

January 3rd workshop -

**“Mini Mosaic” festival sampler (trivet or pillow size)
9am - 1pm CST (4 hours)**

Paula will teach via Zoom in comfort of your own sewing room.

\$35 BVQG members \$45 non members

Kit is included in workshop price. Anne Gundry has all the kits so once you've paid for your class she will send the kit to you.

Learn how to sew smaller pieces accurately and a technique using new ideas and materials to make the job simpler and more enjoyable.

Programs 2024

January

Paula Doyle

July

Julia Quiltoff

February

Community Outreach Sew Day

August

Laura Piland

March

Catherine Redford

September

Toni Steere

April

Denise Stahl

October

Sandy Gerd

May

Scott Flanigan

November

Karen Sullivan

June

Patty Winkler

December

Holiday Party

Oktoberfest Social

Friday Oct. 13th, 1:30-3:30

VOA Fellowship Hall

Bring a Snack or Dessert

Games & Prizes



Sign Up for the fun in
[SignUpGenius](#) Today!



De-**Stash**



**Saturday
November 4th
10:00-3:00
VOA Fellowship Hall**

**\$20 to reserve a table
\$15 if you bring your own table
\$10 of every table goes back to the Church**

Set Up - 8:30am Nov. 4 or Friday, Nov.3, 2:00pm

Sign Up through [SignUpGenius](#) today

2023 BVQG BEATLES CHALLENGE

2023 BVQG Beatles Challenge

Can you believe we are approaching the final countdown? Our Beatles Challenge Quilts are due **November 7th**, but Early Birds & Snow Birds may bring theirs to our October 4th Guild Meeting. If other arrangements need to be made to submit your quilt, you must contact Jane Miller or Gayla Spurlock **BEFORE NOVEMBER 7th**. Here's what you need to do:

Cover the label on the back of your quilt; just baste a scrap of fabric over it.

Hanging sleeves are not required.

Bring it in a bag that cannot be seen through.

Include your printed or typed information about your quilt:

Name of your quilt.

What inspired you?

Your personal story about your quilt.

Did you make it for someone special?

Anything else you want others to know about your quilt.

Sign your quilt in with Jane Miller & Gayla Spurlock at the Beatles Challenge table. Your quilt will be very well cared for in a pet-free, smoke-free home.

Quilts will be stored flat. Please inform us of any other special handling instructions.

Members mailing their Challenge Quilt may do so at any time. Some helpful guidelines:

Photograph it and mail it with insurance and tracking.

When completing the insurance form, we recommend you identify it as a BLANKET, not a QUILT, per advice given by professional quilters.

Mail it to Gayla Spurlock at the address listed in the Membership Directory on Facebook.

Send Gayla a text or email so your quilt will be expected. Cell # and email are also in the Facebook Membership Directory.

VOTING:

As Jane announced at our August Meeting, we will put aside our quilters' hats & vote from our hearts. This means you won't be voting based upon skill of workmanship, but rather voting based upon the quilt that makes you laugh, brings a tear to your eye or moves you in some other way. You will vote for one quilt...your FAVORITE. First, second, & third places will still be awarded.

THE BEATLES

Quilted Table

September 16, 2023

10:30 a.m.

Village on Antioch

Be sure to attend the October
meeting to hear about the
Quilted Table



Quilted Table

It was an amazing beautiful successful event.
Many hands, lot of talented enthusiastic ladies.
THANKS to all.

Mindy you did an awesome job at
being the auctioneer. Loved your
humor!

Thank You

To everyone who attended, who sponsored a table, who baked cookies, who prepared lunch, who volunteered to help, who helped set up, who helped with quilts, who helped with clean up, who were encouraging and supportive of this event. There were lots of laughs, a couple of tears, good food and lots of fun.

What a FUN FUNdraiser! Such a joy to be among so many talented & creative women. The tablescapes were amazing! BVGQ is fortunate to have so many willing volunteers to pull off this event.

Thank you all!

It was a really fun day! Thank you to all of the ladies who organized and worked this event.

Thank you for the great day of fellowship. Everyone did such an outstanding job to make this successful ❤️

Quilted Table

Wanted to share the thank you that was sent to the
Scoutmaster for Troop 6222

Laura -

WOW - I don't think I will be able to fully describe the impact that your scouts made at our event. Christine helped organize how the tasks would be divided. All of the scouts, jumped right into to help finish the preparation of the meal, brought the food to our tables, and helped clear dishes after the meal. They performed the job, above and beyond our expectations. After these assignments, Christine came to us and asked if they could be utilized during our auction. Christine and two scouts stayed beyond the original hours to help. Their offer allowed our members to sit and enjoy the auction. This was so appreciated. Many of our members and guests, shared with me, how polite the scouts were. You, as the Scoutmaster, should be very proud of your scouts and how they presented themselves to the public. They certainly represented the organization and the vision statement of the Scouts BSA - to become a responsible, participating citizen and leader who is guided by the Scout Oath and Law.

I hope you will share our appreciation with each of the Scouts and their parents.

We will certainly keep your troop in mind, for future events.

Joan Horton,
Blue Valley Quilters Guild
Quilted Table, Chairperson





SNOWFLAKE BLOCK EXCHANGE

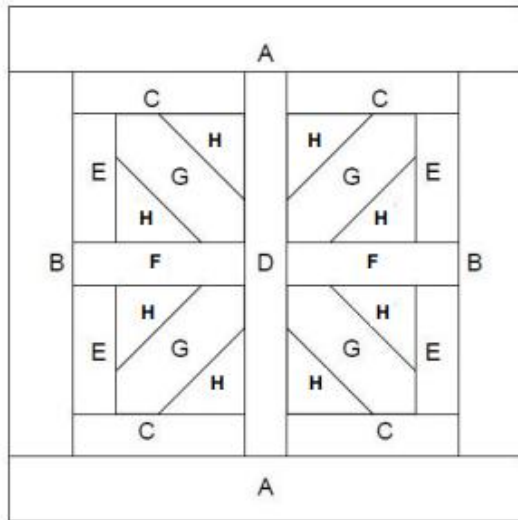
BVQG members can make snowflake blocks for our block exchange amongst members. You can make one or as many blocks as you like. For each block turned, in your name will be entered into a drawing to receive enough blocks to make a small quilt.

Colors for the snowflake blocks must be blues (from any shades of midnight to baby blue), whites, and metallic silver.
(Please no greys)

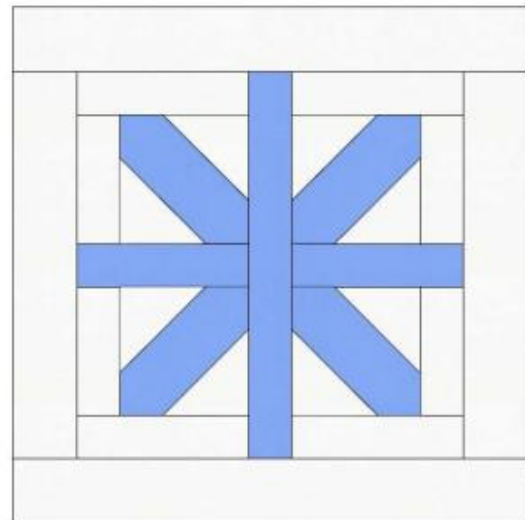
Turn in the blocks at October or November guild meetings or at Let's Bee Sewing at VOA on Nov 15th. You can also mail the blocks to Anne Gundry or Betsy Russell, addresses in the membership roster

Blue Valley Quilters Guild December 2023

Block Exchange Snowflake Block 1



Key 12" x 12" finished (12-1/2" x 12 1/2" unfinished)



Two Color Snowflake 1 Block

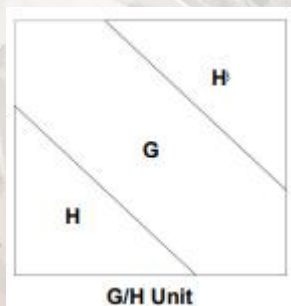
FABRIC REQUIREMENTS: This block finished is 12" x 12" (12-1/2" x 12-1/2" Unfinished). The block can be made from TWO Fat Quarters or scraps of the same two fabrics. The color scheme for these blocks are blues, whites or metallic silver. PLEASE NO GRAY!!! The pattern shows using a blue for the snowflake and white background. It is your choice as to which color is used for which element

SNOWFLAKE (BLUE) CUTTING DIRECTIONS			
KEY	COUNT	SIZE	COMMENTS
D	1	9-1/2" X 1-1/2"	RECTANGLE
F	2	4-1/2" X 1-1/2"	RECTANGLES
G	4	4-1/2" X 4-1/2"	SQUARE

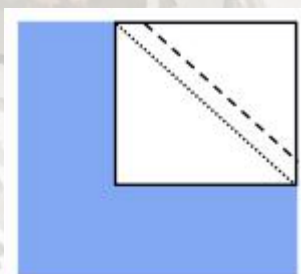
BACKGROUND (WHITE) CUTTING DIRECTIONS			
KEY	COUNT	SIZE	COMMENTS
A	2	12-1/2" X 2"	RECTANGLES
B	2	9-1/2" X 2"	RECTANGLES
C	4	4-1/2" X 1-1/2"	RECTANGLES
E	4	3-1/2" X 1-1/2"	RECTANGLES
H	8	3" X 3"	SQUARES

Blue Valley Quilters Guild December 2023 Block Exchange

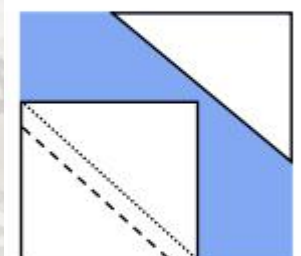
Snowflake Block 1 - G/H Units



How to piece the G and H patches together to create the G/H Unit.



- With right sides together, place one square H at top right corner of G.
- Mark a diagonal line corner to corner (dotted line).
- Sew on the dotted line –or– hint, hint... sew just outside the dotted line (to the right) for a more accurate size unit. This slight change gives back the few threads used by the fold.
- Trim excess leaving a 1/4" seam allowance (dashed line).
- Press to the dark fabric regardless if the dark is G or H.

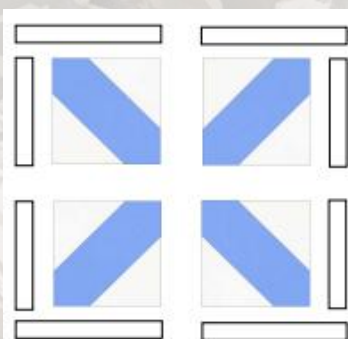


- With right sides together, place one square H at bottom left corner of G.
- Mark a diagonal line corner to corner (dotted line).
- Sew on the dotted line –or– hint, hint... sew just outside the dotted line (to the left) for a more accurate size unit. This slight change gives back the few threads used by the fold.
- Trim excess leaving a 1/4" seam allowance (dashed line).
- Press to the dark fabric. Trim H/G Unit to 3-1/2" x 3-1/2".

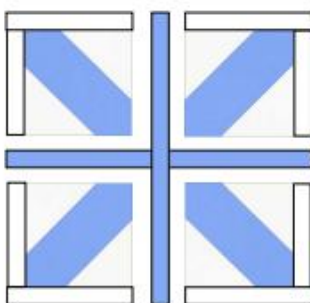


Make 4 G/H Units.

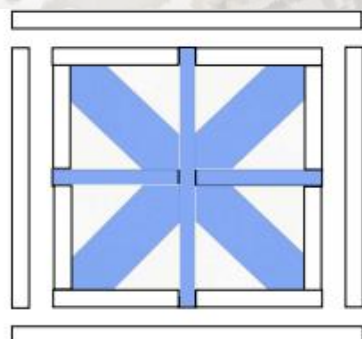
When laying out the squares, rectangles and units to piece together the Snowflake 1 block, turn the **G/H Units** as needed to create the diagonal cross. See the piecing layouts below.



- 1 -



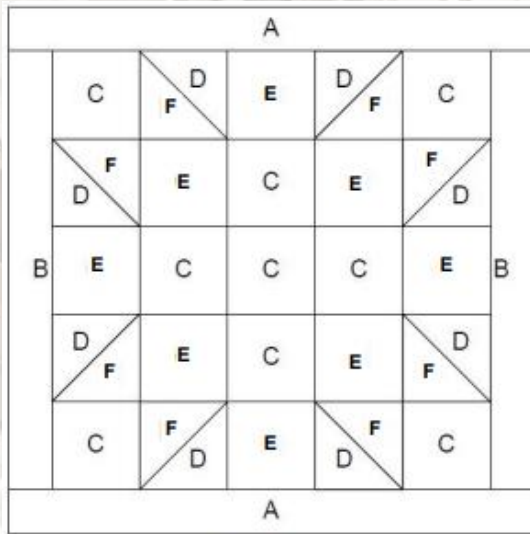
- 2 -



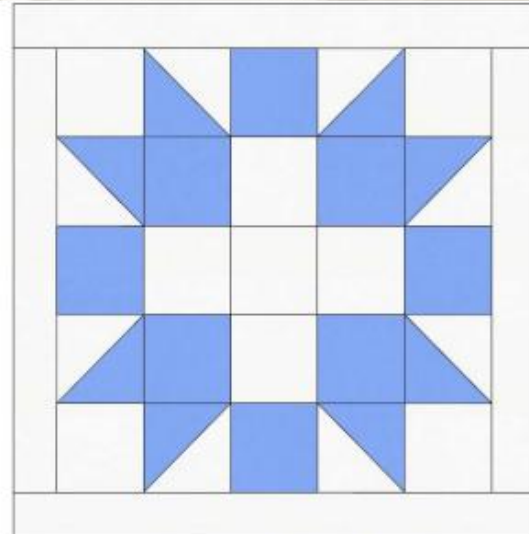
- 3 -

Blue Valley Quilters Guild December 2023

Block Exchange Snowflake Block 2



Key 12" x 12" finished (12-1/2" x 12-1/2" unfinished)



Two Color Snowflake 2 Block

FABRIC REQUIREMENTS This block finished is 12" x 12" (12-1/2" x 12-1/2" Unfinished). The block can be made from TWO Fat Quarters or scraps of the same two fabrics. The color scheme for these blocks are blues, whites or metallic silver. PLEASE NO GRAY!!! The pattern shows using a blue for the snowflake and white background. It is your choice as to which color is used for which element. This pattern requires eight (8) 2" finished (2-1/2" unfinished) Half Square Triangles (HSTs). The cutting instructions show cutting for two popular methods but feel free to use whatever method you choose! If making oversize HSTs, after piecing trim the HST to 2-1/2" x 2-1/2".

SNOWFLAKE (BLUE) CUTTING DIRECTIONS			
KEY	COUNT	SIZE	COMMENTS
E	8	2-1/2" X 2-1/2"	SQUARES
F*	8	2-1/2" X 2-1/2"	TRIANGLES IF USING AN HST RULER
F*	4	3" X 3"	SQUARES IF MAKING 2 HSTs FROM ONE SQUARE

BACKGROUND (WHITE) CUTTING DIRECTIONS			
KEY	COUNT	SIZE	COMMENTS
A	2	12-1/2" X 1-1/2"	RECTANGLE
B	2	10-1/2" X 1-1/2"	RECTANGLES
C	9	2-1/2" X 2-1/2"	SQUARES
D*	8	2-1/2" X 2-1/2"	TRIANGLES IF USING AN HST RULER
D*	4	3" X 3"	SQUARES IF MAKING 2 HSTs FROM ONE SQUARE

Blue Valley Quilters Guild December 2023 Block Exchange

Snowflake Block 3

Snowflake should measure 8 1/2 x 7 3/4 inches

Can vary in size by 1/2 inch

background fabric should measure 12 1/2" square

Don't print size from newsletter

Print from Facebook or for those
not on Facebook—from your
email

**Snowflake
Applique
Block 3**



Community OUTREACH



Community Focus Groups Coming Up:

Sept. to October - Breast Cancer Awareness - Creating Bosom Buddies

Nov. to Dec. - JoCo Christmas Bureau - Stockings - Pattern Sample Size In Featured

Jan. to April 2024 - Habitat for Humanity - Quilts With Houses - More info to Come



Community Outreach

Over 55 Bosom Buddies were made and given for
October's Breast Cancer Awareness Month

Thank you Kristin Dillard for bringing this
worthwhile project to us



Let's Sewing



The hive has been busy, helping with Outreach.... Now we are preparing for the holidays. Laurel Carty will guide us in making “No Sew Ornaments”. Be sure to register through Sign-Up Genius and review the supply list. We should be able to make & take home at least 2 items on Wednesday, Oct. 18th. Or, just stop by and visit!

We're snoozing the hive for November & December, then starting a new year of 'creativity and fun'.



JANUARY 15th “What was I thinking”

Let's solve that mystery! Why did I buy this, how does it work, what project, panic shopping, smooth talking sales person????

Bring those mystery tools and how-to books & ideas to our LBS day... There will be many minds there to find the answers. Or, just pass the questionable deal on to a friend who would love the challenge.

Why not share your current project with the 'Hive', or announce your goals for the 2024. We all love to sit & visit while our hands are busy. We will also be making suggestions for the upcoming LBS topics.



ZOOM SEWING BEES

Zoom Sew Bees - Always the 1st Saturday of every month

September Zoom Bee - Sept. 2 - Led by Judy Danz

A Great way to stay In-Touch with your BVQG Pals

Tips & Tricks, Show & Tells & LOTS of Laughs !



Zoom Link will be posted on BVQG Facebook Page

& sent to those not on Facebook

New to the Guild and need help getting on? Contact Lynn Droege or Judy Danz

UFO AND TGIF WORKSHOP



- Join in the fun and get projects done!
(Now–November 30, 2023)
- No list necessary. When project is complete, fill in the [online form](#)
- Upload a photo. Be a star in the slide show celebrating everyone's accomplishment.
- There are 3 ways to “motivate” you *and* earn some money.
 - Total Points Earned based on categories. (Listed on form.)
 - Total Inches Completed (Size Matters!)
 - Most TGIF BVQG 2023 Workshops with completed project
- Entry Fee Drawing (Optional \$5 one-time fee payable via check or PayPal)
- Email bvqgtgif@gmail.com with questions or suggestions.

Response in 72 hours

The letters 'TGIF' are written in a large, stylized, brown font. The background behind the letters is a vibrant, multi-colored splatter of paint in shades of red, orange, yellow, green, blue, and purple.



Happy Birthday to our members having October Birthdays

1 - Rebecca Fletcher

6 - Annie Gundry

6 - M Snow

6 - Beverly Zavadil

8 - Jana Brown

8 - Mary Langenburg

11 - Kathy Jenkins

14 - Mia Dohrman

14 - Sue Hansen

16 - Lena Magliacano

17 - Barb Frans

18 - Claudia Worcester

25 - Jan Zelch

27 - Joanie Hail

28 - Diane Basham


28 - Chelly King

29 - Ida Houston


31 - Jackie Yantis



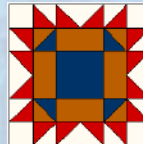
Happy Birthday America!!




Iowa



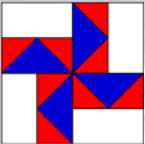
Ohio



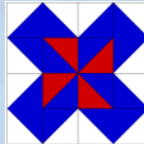
Arizona



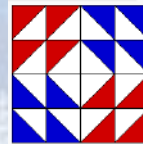
Alabama




Louisiana




Colorado



Connecticut



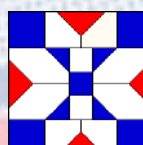
Georgia



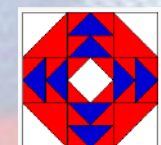
Virginia



Kansas



Oregon



Illinois



Kentucky



Oklahoma



Maryland




Alaska




New
York



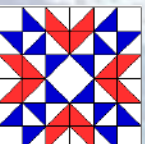
New
Jersey



Pennsylvania



California



Wyoming

[Wyoming - Block 21 of 50! - Celebrating the States](#)
[Block of the Month - a 4+ year quilt project! -](#)
[YouTube](#)



Judy Brennan— Sunflower Point

Custom Machine Embroidery. Some ideas include: quilt labels, nametags, blankets, tooth fairy pillows, garments, ornaments, wedding hankies (male & female), and SO MUCH MORE. Call: **913-788-0582**.

Members can advertise their services for free in the newsletter

Contact : Joan Horton
to place an ad

5acre Designs Quilting - Mindy Peterson

Affordable longarm quilting. All over meander, pantographs (over 100 different designs available). I have been in business for over 12 years. Will meet you at a convenient location.

(913) 481-2113

Longarm Service. B&L Quilting

I do E2E Longarm Quilting.
Linda VanDivner, Cell: 913 469-9522

Summerwind Studio
Edge-to-edge longarm quilting services
by Stephanie Dodson
913-788-0825



Quilts of Valor
Quilting to Honor & Comfort

The following is a list of Local venues that support

Quilts of Valor

and have scheduled sewing days if
you would like to join us!



The **Johnson County KS QOV** group meets the **fourth Saturday** of January-April and June-October at Village on Antioch Church, 14895 Antioch. We meet in the youth room, aka the Cave, in the basement from 9:30-3:00. Bring your machine and a project to work on. You may bring your lunch or visit one of the local restaurants. For questions about Quilts of Valor or our Johnson County group please contact Kristi McGinness at 913-244-9125.



Prairie Point Quilt Store; Join us at Prairie Point Fabric and Quilt Store, 12116 W 95th St, Lenexa, KS 66215 on the **third Monday** of each month to work on QOV quilts. We start at 9:30 and stay as long as you like - the store closes at 5:30 p.m. Bring your lunch or there are many places around their shop to eat. If you have questions please contact John or Susan Thorup @ 913-268-3333



2023—2024

Blue Valley Quilters Guild

Officers and Committees

Executive Board

President: Ibbly Rollert

Vice Presidents Programs, 2023-24:

Anne Gundry, Betsy Russell

Vice Presidents Programs: 2024-25

Betsy Russell, Karen Richard, Diane Jennerich, Jan Kahfeldt

Secretary: Dottie Salchow

Treasurer: Mary Langenberg

Technology: Judy Danz

Past President: Rita Porter

Committees

Community Outreach

Chairperson: Lynn Droege

Members: Pat Thomson, Joyce Bardeen, Judy Lindberg,
Terry Lindberg, Kristen Smith

Library

Chair: Jeanette Baumler

Members: Patricia McLaughlin, Jan Shipman

Membership (includes Facebook Roster)

Co-Chair: Sue Tuttle, Lori Lange

Members: Kate Thompson, Lisa Peck, Glenda Hartl, Pat Conover, Linda Marceau

Newsletter Editor

Chair: Joan Horton

Let's Be Sewing

Chair: Barbara Bruce

Technology

Chair: Judy Danz

Members: Susan Byrne, Sherri Dolly, Lynn Droege, Pam Thomas

ADJUNCT GROUPS

By-Laws Review

Chair: Mary Langenberg

Members: Barbara Bruce, Ibbly Rollert, Lynn Droege, Barbara Alsup

Facebook Administrators

Sherri Dolly, Lynn Droege, Pam Thomas, Sue Tuttle, Ibbly Rollert

Facilities

Chair: Lynn Droege

Set Up/Tear Down: Kate Thompson

Free Table and Donations

Diann White, Kim Mapes

Instagram

Chair: Sherri Dolly

Quilted Table

Chairperson: Joan Horton

2023 Quilt Challenge

Co-Chairpersons: Gayla Spurlock, Jane Miller

Retreats

Chair: Barbara Bruce

SignupGenius

Chairperson: Lynn Droege

UFO/TGIF

Co-Chairpersons: Kathy VanCleave, Cindy Kuhn

Website

Susan Byrne

Zoom Schedulers

Lynn Droege, Judy Dantz, Ibby Rollert

-

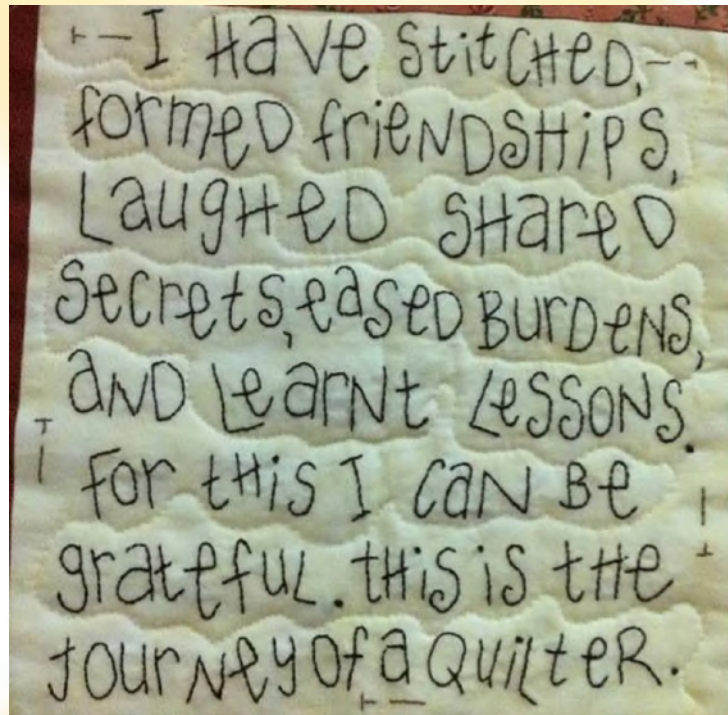
Special Committees:

Auditing Committee

Consists of one guild member, appointed by the President to correlate receipts and disbursements of the Guild immediately after the March meeting and report to the membership at the April meeting.

Nominating Committee

Consists of three to five Guild members appointed by the President by December and shall submit a slate for March publication and April vote.



To leave you in
stitches!!

There is no
wrong time for
quilting



“Nobody
starts out a
perfect
quilter.”

—Sandra Dallas.

www.ilovequiltingforever.com

I consider myself a
Beginning Quilter

... I like to begin projects
but I can't seem to finish them!



Of course I talk to
myself when I sew.
Sometimes I need
expert advice.

Slice of  Quilts